

Smart Form: Page

The PAGE smart form provides an easy way to display body of text. This is the simplest form and allows for choosing two header styles and adding photos to each paragraph on the left. The smart form currently provides for two page styles. Style 1 is a one column while Style 2 is a two column layout.

Page Title (optional):

Style (choose layout type):

Style 1 Style 2

Paragraph

Header (Optional):

Header Style:

<h2> <h3>

Paragraph:

Image:



+ page_item

Page Style:

Style 1 – Displays only one column

Style 2 – Displays two columns

Paragraph Header:

<h2> – Displays in a bold font and has a line under the text.

<h3> – Displays in a smaller size and color with no line.

Page Style 1 Displayed

1 Smart Form: Page

2 First Header Style (h2)

3 Pulvinar est, tortor cras arcu scelerisque amet, et turpis, facilisis turpis, platea a sed auctor, porttitor sit, augue eu. Magnis et risus pulvinar tincidunt nisi placerat nisi adipiscing ac porttitor ultrices, natoque elementum est, massa. A enim, amet porttitor? Pellentesque a elit, odio! Enim pulvinar eros scelerisque turpis lundium. Elementum nisi magnis cum nascetur dis! Urna adipiscing sit. Auctor pid. Sagittis. Turpis mattis nisi ut mid diam, ac pid elementum dignissim penatibus? Nisi, penatibus a! Turpis dapibus enim hac, tincidunt auctor. Nascetur aliquet turpis vut, penatibus tempor augue tincidunt aliquet ac ridiculus rhoncus. Aliquam nunc, dictumst ridiculus. Pulvinar integer.

2 Second Header Style (h3)



Pulvinar est, tortor cras arcu scelerisque amet, et turpis, facilisis turpis, platea a sed auctor, porttitor sit, augue eu. Magnis et risus pulvinar tincidunt nisi placerat nisi adipiscing ac porttitor ultrices, natoque elementum est, massa. A enim, amet porttitor? Pellentesque a elit, odio! Enim pulvinar eros scelerisque turpis lundium. Elementum nisi magnis cum nascetur dis! Urna adipiscing sit. Auctor pid. Sagittis. Turpis mattis nisi ut mid diam, ac pid elementum dignissim penatibus? Nisi, penatibus a! Turpis dapibus enim hac, tincidunt auctor. Nascetur aliquet turpis vut, penatibus tempor augue tincidunt aliquet ac ridiculus rhoncus. Aliquam nunc, dictumst ridiculus. Pulvinar integer.

Pulvinar est, tortor cras arcu scelerisque amet, et turpis, facilisis turpis, platea a sed auctor, porttitor sit, augue eu. Magnis et risus pulvinar tincidunt nisi placerat nisi adipiscing ac porttitor ultrices, natoque elementum est, massa. A enim, amet porttitor? Pellentesque a elit, odio! Enim pulvinar eros scelerisque turpis lundium. Elementum nisi magnis cum nascetur dis! Urna adipiscing sit. Auctor pid. Sagittis. Turpis mattis nisi ut mid diam, ac pid elementum dignissim penatibus? Nisi, penatibus a! Turpis dapibus enim hac, tincidunt auctor. Nascetur aliquet turpis vut, penatibus tempor augue tincidunt aliquet ac ridiculus rhoncus. Aliquam nunc, dictumst ridiculus. Pulvinar integer.

Page Style 2 Displayed

Smart Form: Page

First Header Style (h2)

Pulvinar est, tortor cras arcu scelerisque amet, et turpis, facilisis turpis, platea a sed auctor, porttitor sit, augue eu. Magnis et risus pulvinar tincidunt nisi placerat nisi adipiscing ac porttitor ultrices, natoque elementum est, massa. A enim, amet porttitor? Pellentesque a elit, odio! Enim pulvinar eros scelerisque turpis lundium. Elementum nisi magnis cum nascetur dis! Urna adipiscing sit. Auctor pid. Sagittis. Turpis mattis nisi ut mid diam, ac pid elementum dignissim penatibus? Nisi, penatibus a! Turpis dapibus enim hac, tincidunt auctor. Nascetur aliquet turpis vut, penatibus tempor augue tincidunt aliquet ac ridiculus rhoncus. Aliquam nunc, dictumst ridiculus. Pulvinar integer.

Second Header Style (h3)



Pulvinar est, tortor cras arcu scelerisque amet, et turpis, facilisis turpis, platea a sed auctor, porttitor sit, augue eu. Magnis et risus pulvinar tincidunt nisi placerat nisi adipiscing ac porttitor ultrices, natoque elementum est, massa. A enim, amet porttitor? Pellentesque a elit, odio! Enim pulvinar eros scelerisque turpis lundium. Elementum nisi magnis cum nascetur dis! Urna adipiscing sit. Auctor pid. Sagittis. Turpis mattis nisi ut mid diam, ac pid elementum dignissim penatibus? Nisi, penatibus a! Turpis dapibus enim hac, tincidunt auctor. Nascetur aliquet turpis vut, penatibus tempor augue tincidunt aliquet ac ridiculus rhoncus. Aliquam nunc, dictumst ridiculus. Pulvinar integer.

Pulvinar est, tortor cras arcu scelerisque amet, et turpis, facilisis turpis, platea a sed auctor, porttitor sit, augue eu. Magnis et risus pulvinar tincidunt nisi placerat nisi adipiscing ac porttitor ultrices, natoque elementum est, massa. A enim, amet porttitor? Pellentesque a elit, odio! Enim pulvinar eros scelerisque turpis lundium. Elementum nisi magnis cum nascetur dis! Urna adipiscing sit. Auctor pid. Sagittis. Turpis mattis nisi ut mid diam, ac pid elementum dignissim penatibus? Nisi, penatibus a! Turpis dapibus enim hac, tincidunt auctor. Nascetur aliquet turpis vut, penatibus tempor augue tincidunt aliquet ac ridiculus rhoncus. Aliquam nunc, dictumst ridiculus. Pulvinar integer.

Sample Right Content

This is an example of content on the right column.

State Links

State of Nevada

Governor's Office

First Lady

City Websites

City of Reno

City of Las Vegas

Page 1 Style with multiple paragraphs

Page Layouts - Smart Forms

We have built out the most common smart form pages for agencies to use. A smart form is a form which guides content contributors to simply fill out a form to add content to a website while not having to know any HTML, or programming languages. By using a smart form all content is added in a uniform and organized manner. We will continually add new smart forms to the system and will post them here along with a sample of the features they provide. In the near time choose a smart form type from the left menu to see a sample of the layout and the different style options to choose from.

Page



The page smart form provides content contributors a form to populate a general information page. The form provides for basic paragraph and images. It also provides for the selection of two header options.

Links

City Websites

List of City Related Websites

City of Reno

City of Reno's Website

City of Las Vegas

City of Las Vegas Website

The links smart form can be utilized to display a list of related links. The options include building links by category along with 5 layout options.

Meetings & Agendas

Meeting of the Board

Meeting of the Board

Meeting of the Board

Meeting of the Board

Meeting of the Board

Meeting of the Board

Meeting of the Board

Meeting of the Board

Meeting of the Board

Meeting of the Board

Meeting of the Board

Meeting of the Board

Meeting of the Board

Meeting of the Board

Meeting of the Board

Meetings and Agendas smart form provides for three unique styles to display minutes, agendas and attachments along with the date and time of each meeting. Content contributors can populate the full year and come back at any time before or after the meetings to post agendas, minutes and any attachments related to the meeting.

Press Releases

11/9/2011

Second Text of Press Release Item

5/2/2011

This is a First Press Release Item

11/9/2011

Second Text of Press Release Item

The press releases section is a combination of using the template and the smart forms. The listing of press items has only one style with the press release itself comes in two style options. The press release allows for content contributors to attach images, documents and links to the press release.

Smart Form: Links


The LINKS smart form provides several layout options for displaying a list of links on a page. The LINKS smart for also allows for categorizing the Links for an easier display just like the example displayed on the right.

Page Title (optional):

Page Copy (optional, general copy located above links area):


Style (choose layout type):

- Style 1 Style 2 Style 3 Style 4 Style 5

 **Category**

Link Category (Optional):


Category Description:


 **Link**

Link Title:

Link URL:

Link Description (optional):


 link_item

 link_category

Page Style:

- Style 1** – Displays all fields with no bullet icon for each item.
- Style 2** – Displays all fields and adds a graphic bullet to each link item
- Style 3** – Displays Cat in a bar style along with Description and Titles
- Style 4** – Currently not defined
- Style 5** – Displays only the Cat Title and Link Title.

Links Style 1 Displayed




-  Smart Form: Links - Style 1
- A sample of the Links Smart Form.
- State Links**
- List of State Links
- State of Nevada**
<http://nv.gov>
- State of Nevada Home page
- Governor's Office**
<http://gov.nv.gov>
Official Governor's website
- First Lady**
<http://firstlady.nv.gov>
Official First Lady website

City Websites

- List of City Related Websites
- City of Reno**
<http://reno.gov>
City of Reno's Website
 - City of Las Vegas**
<http://lasvegasnevada.gov>
City of Las Vegas's Website

Links Style 2

State Links





- List of State Links
-  **State of Nevada**
<http://nv.gov>
State of Nevada Home page
 -  **Governor's Office**
<http://gov.nv.gov>
Official Governor's website
 -  **First Lady**
<http://firstlady.nv.gov>
Official First Lady website

Links Style 3

State Links

- List of State Links
- State of Nevada**
State of Nevada Home page
 - Governor's Office**
Official Governor's website
 - First Lady**
Official First Lady website

Links Style 5

- State Links**
-  **State of Nevada**
-  **Governor's Office**
-  **First Lady**
- City Websites**
-  **City of Reno**
-  **City of Las Vegas**

Smart Form: Meetings

The MEETINGS smart form functions as a way to display meeting and agendas in an organized fashion. It also provides for allowing the top most meeting announcement to be displayed on the home page.

Page Title (optional):

Page Copy (optional, general copy located above links area):

3 Page Style: Home Style: Display Title Doc Home URL:



Meeting

Date: Time: (HH:MM AM/PM) Brief Description:

Location

Address: Room: City:

+ location_item

Document

Document Type: Agenda Minutes Attachments Document Title: File

+ document_item

+ meeting_item

Page Style:

Style 1 – In Table format / orange theme. Only field not displayed is Description.

Style 2 – In Table format / blue theme. Only field not displayed is Description.

Style 3 – In column format / gray theme. Only field not displayed is Description.

Home Style:

Style 1 – In orange theme with date and time displayed.

Page Style 1

1 Smart Form: Meetings and Agendas

2 This is an example of the Meetings and Agendas Smart Form.

| Date | Location | Agenda | Minutes | Attachments |
|------------------------|--|--------|---------|-------------|
| 11/10/2011 08:00 AM | Guinn Room - 101 N Carson Street - Carson City Room 4300 - 555 E. Washington Street - Las Vegas | 1 2 | | |
| 11/01/2011 08:00 AM | 2nd Floor - 401 N Carson Street - Carson City | 1 | | 1 |

Page Style 2

| Date | Location | Agenda | Minutes | Attachments |
|------------------------|--|--------|---------|-------------|
| 11/10/2011 08:00 AM | Guinn Room - 101 N Carson Street - Carson City Room 4300 - 555 E. Washington Street - Las Vegas | 1 2 | | |
| 11/01/2011 08:00 AM | 2nd Floor - 401 N Carson Street - Carson City | 1 | | 1 |

Page Style 3

| | | |
|------------------------|---|-------------------------------------|
| 11/10/2011 08:00 AM | Meeting of the Directors Guinn Room - 101 N Carson Street - Carson City Room 4300 - 555 E. Washington Street - Las Vegas | Agenda: 1 2 Minutes: Attachments: |
| 11/01/2011 08:00 AM | Board of Directors 2nd Floor - 401 N Carson Street - Carson City | Agenda: 1 Minutes: Attachments: 1 |

Home Style 1 (only displays on home page)

Next P16 Meeting

January 11, 2012@ 09:00 AM

Smart Form: Staff List

The STAFF LIST smart form provides a uniform way to display your top most staff or sales team. Staff can be organized by location or category. Images are also an option but not required. The Organization title allows you to link to the organization if chosen and again is an option.

Page Title (optional):

Page Copy (optional, general copy located above links area):

Style (choose layout type):

Style 1 Style 2 Style 3

 Section

Title:

Description:

 Staff

Name:

Title:

Biography:

Organization:

Organization URL: 

Photo: 

[+ staff_item](#)

[+ section](#)

Page Style:

Style 1 – In a column format / orange theme. All fields are displayed.

Style 2 – In a column format / blue theme. All fields are displayed.

Style 3 – Currently no template has been defined for style 3.

Page Style 1

1  Staff List

2 List of Members

3 **Carson City Office**

4 The Carson City Office Staff



9 **Jeff Mohlenkamp** 5

Director 6

Department of Administration 7

Turpis elit lorem, quis nunc magnis tristique dis! Magnis dapibus elit integer ridiculus et sagittis nec mauris et, platea dolor et, tincidunt mattis tristique? Urna ut odio! Quis, scelerisque! Scelerisque pulvinar tortor turpis. A massa, a? In ut ac vel sed amet amet, amet, mauris risus, ac eu, turpis augue non cras adipiscing tortor in? Pellentesque, et, porttitor proin mid. Aliquam rhoncus sit? Lacus pellentesque integer cras sed, odio odio phasellus mauris etiam aliquam amet habitasse in parturient, integer phasellus! A. Eros augue mattis, nisi tincidunt nunc turpis amet enim. Eu dapibus? Ut aliquam turpis in, placerat amet eros augue.



David Gustafson

Director

Information Technology

Turpis elit lorem, quis nunc magnis tristique dis! Magnis dapibus elit integer ridiculus et sagittis nec mauris et, platea dolor et, tincidunt mattis tristique? Urna ut odio! Quis, scelerisque! Scelerisque pulvinar tortor turpis. A massa, a? In ut ac vel sed amet amet, amet, mauris risus, ac eu, turpis augue non cras adipiscing tortor in? Pellentesque, et, porttitor proin mid. Aliquam rhoncus sit? Lacus pellentesque integer cras sed, odio odio phasellus mauris etiam aliquam amet habitasse in parturient, integer phasellus! A. Eros augue mattis, nisi tincidunt nunc turpis amet enim. Eu dapibus? Ut aliquam turpis in, placerat amet eros augue.



Teresa Thienhaus

Director

Human Resources

Turpis elit lorem, quis nunc magnis tristique dis! Magnis dapibus elit integer ridiculus et sagittis nec mauris et, platea dolor et, tincidunt mattis tristique? Urna ut odio! Quis, scelerisque! Scelerisque pulvinar tortor turpis. A massa, a? In ut ac vel sed amet amet, amet, mauris risus, ac eu, turpis augue non cras adipiscing tortor in? Pellentesque, et, porttitor proin mid. Aliquam rhoncus sit? Lacus pellentesque integer cras sed, odio odio phasellus mauris etiam aliquam amet habitasse in parturient, integer phasellus! A. Eros augue mattis, nisi tincidunt nunc turpis amet enim. Eu dapibus? Ut aliquam turpis in, placerat amet eros augue.

Smart Form: Documents

The DOCUMENTS smart form provides a uniform way to display your documents by category along with hosting multiple document types.

Page Title (optional):

Page Copy (optional, general copy located above links area):

Style (choose layout type):

Style 1 Style 2

☰ Documents

Category Title:

Category Description:

☰ Document

Document Title:

Document Date:

Document Description:

☰ File

Type: File Online Form Fill able Form

File:

+ file_item

+ document_item

+ documents_item

Page Style 1

1 Documents

2 List of Documents page

3 **General Documents**

4 Here are some general documents

5 **Document 1** 8 pdf | docx

This is Document 1 Description 7

Document 2 docx

Second Set of Documents

Other Documents

Here are some other documents

Document 3 pdf | pdf

Just another document

Document 4 docx

Last of the documents

Page Style:

- Style 1** – In a column format / orange theme. All fields are displayed.
- Style 2 – Currently no template has been defined for style 2.
- Style 3 – Currently no template has been defined for style 3.

Smart Form: Glossary

The GLOSSARY smart form provides a uniform way to display your terms and definitions for your organization.

Page Title (optional):


1

Page Copy (optional, general copy located above links area):

2

Style (choose layout type):

Style 1 Style 2

 Glossary Item

Term:

3

Definition:

4

 glossary_item

Page Style:

Style 1 – Terms are on top line will the definition is indented below.

Style 2 – Terms are embedded in the text in bold.

Style 3 – Currently no template has been defined for style 3.

Page Style 1

Smart Form: Glossary - Style 1

2 The following items are definitions for the IT Section.

3 **Communication Systems**

4 Provides primary public safety communication infrastructure support for State agencies, federal and local public safety entities operating in Nevada. Also provides communication transport services, microwave communication channels, mountaintop communication site space and engineering.

Computer Operations

Provides computer-processing services (24 x 7 x 365) using various computing platforms, including mainframe and server farm. Also provides hosting of server hardware for agencies.

Contract Administration

Responsible for developing and issuing Requests for Proposals that include information technology components, contract review and monitoring, and coordination and monitoring of State agency requests for IT consultants through the DoIT Master Service Agreements.

Data Networking (SilverNet)

DoIT's statewide data network providing high-speed/broadband network connectivity services for State agencies, local and county governments. Secure services include high-speed internet access, dialup and Virtual Private Network connectivity.

Page Style 2

Smart Form: Glossary - Style 2

Communication Systems: Provides primary public safety communication infrastructure support for State agencies, federal and local public safety entities operating in Nevada. Also provides communication transport services, microwave communication channels, mountaintop communication site space and engineering.

Computer Operations: Provides computer-processing services (24 x 7 x 365) using various computing platforms, including mainframe and server farm. Also provides hosting of server hardware for agencies.

Contract Administration: Responsible for developing and issuing Requests for Proposals that include information technology components, contract review and monitoring, and coordination and monitoring of State agency requests for IT consultants through the DoIT Master Service Agreements.

Data Networking (SilverNet): DoIT's statewide data network providing high-speed/broadband network connectivity services for State agencies, local and county governments. Secure services include high-speed internet access, dialup and Virtual Private Network connectivity.

Smart Form: Press Release

The PRESS RELEASE smart form provides a uniform way to display your press releases along with attachments related to the press release.

Press Title:

Press Sub Title:

Press Release Date:

Location (e.g. Carson City, NV):

Press Release Type: **5**

Press Release Media Advisory Appointment Announcement

Style (choose layout type):

Style 1 Style 2 Style 3

Paragraphs

Paragraph Header:

Paragraph:

+ paragraph_item

Attachments

Images

Title:

+ images

Documents / Links

Title:

+ documents

Page Style 1

5 Press Release

1 Governor Declares October Nevada History Month

2 Whole Month Declared

4 Carson City, NV - September 30, 2011 **3**

7 Governor Brian Sandoval signed a proclamation this afternoon declaring October Nevada History Month. Sandoval selected the month of October as history month because Nevada became a state on October 31, 1864.

"Nevada is a state with a rich history, borne of different Nevadans experiences," Governor Sandoval said. "Visiting a museum, a park, or reading a history book during this month can help Nevadans better understand their own families' Nevada history. History helps us understand all that we are today."

6 Proclamation Signed

Governor Brian Sandoval signed a proclamation this afternoon declaring October Nevada History Month. Sandoval selected the month of October as history month because Nevada became a state on October 31, 1864. During history month, Sandoval will be tweeting historic trivia every day from his twitter account @GovSandoval using the #nvhistmo hashtag.

Attachments

8 Image 1



9 Document 1

Document 2

Link 1

Page Style:

Style 1 – Terms are on top line will the definition is indented below.

Style 2 – Currently no template has been defined for style 2.

Style 3 – Currently no template has been defined for style 3.